

## **INDEPENDENT AUDITOR'S REPORT**

To  
Hockey India,  
B1/E14, Mohan Co-operative,  
Industrial Estate,  
New Delhi-110044

We have audited the attached Balance Sheet of Hockey India (Registered as Society no. S/65668/2009) having office at B1/E14, Mohan Co-operative, Industrial Estate, New Delhi-110044 as at 31st March 2020, Income & Expenditure Account, Receipt & Payment and Cash Flow Statement for the period ended on that date:

The preparation of financial statement is responsibility of management. Our responsibility is to express an opinion on this financial statement based on our audit. An audit involves performing procedures to obtain audit evidence about the amounts and disclosures in the financial statements. The procedures selected depend on the auditors' judgment, including the assessment of the risks of material misstatement of the financial statements, whether due to fraud or error. In making those risk assessments, the auditor considers internal financial control relevant in preparation of the financial statements that give true and fair view in order to design audit procedures that are appropriate in the circumstances. An audit also includes evaluating the appropriateness of the accounting policies used and the reasonableness of the accounting estimates made by society, as well as evaluating the overall presentation of the financial statements.

We believe that the audit evidence we have obtained is sufficient and appropriate to provide a basis for our audit opinion on the financial statements.

We further report that

1. We have obtained all the information and explanations which to the best of our knowledge and belief were necessary for the purpose of our audit.



In our opinion, proper books of account as required by law have been kept by the society.


3. In our opinion and to the best of our information and according to explanations given to us, the said Balance Sheet, Income & Expenditure Account, Receipt & Payment and Cash Flow Statement read together with Schedules thereof, give a true and fair view in conformity with the accounting standards generally accepted in India;

- (i) in the case of Balance Sheet, the state of affairs of the society as at 31<sup>st</sup> March 2020;
- (ii) in the case of Income & Expenditure Account, the excess of income over expenditure for the year ended on that date;
- (iii) in the case of receipts & payments for the year ended on that date; and
- (iv) in the case of Cash Flow Statement, of the cash flows for the year ended on that date.

**For M S A & ASSOCIATES**

**Chartered Accountants**

**FRN: 009717N**



**CA. Sanjay Bhardwaj**

**Partner**

**M. No.: 087847**

**Date: 05-09-2020**

**Place: New Delhi**

**UDIN: 20087847AAAADB4667**

HOCKEY INDIA  
B1/E14, GROUND FLOOR, MOHAN COOPERATIVE INDUSTRIAL ESTATE NEW DELHI - 110044


BALANCE SHEET AS ON 31.03.2020

	Schedule	AS AT 31.03.2020 (Rs.)	AS AT 31.03.2019 (Rs.)
<b>SOURCES OF FUNDS</b>			
Reserves & Surplus	1	20,81,81,012	20,74,39,273
Long Term Provisions	2	40,33,545	30,95,643
Current Liabilities & Provisions	3	30,25,93,490	19,35,29,458
<b>Total</b>		<b>51,48,08,047</b>	<b>40,40,64,374</b>
<b>APPLICATION OF FUNDS</b>			
Fixed Assets	4	1,45,58,880	1,62,74,313
Deferred Tax Assets		15,69,171	13,73,340
<b>Current Assets, Loans &amp; Advances</b>			
Inventory	5	23,37,615	42,35,512
Sundry Debtors	6	8,15,27,291	11,42,24,589
Cash & Bank Balances	7	30,20,47,774	18,23,61,864
Loans & Advances	8	5,67,14,547	69,61,604
Other Current Assets	9	5,60,52,769	7,86,33,152
		49,86,79,996	38,64,16,721
<b>Total</b>		<b>51,48,08,047</b>	<b>40,40,64,374</b>
SIGNIFICANT ACCOUNTING POLICIES & NOTES TO ACCOUNTS	12		


SCHEDULES REFERRED ABOVE FORM AN INTEGRAL PART OF THE BALANCE SHEET

As per our Audit Report on Even date  
For MSA & Associates  
Chartered Accountants  
FRN : 009717N

CA. Sanjay Bhardwaj  
Partner  
M No : 087847  
Date:- 05-09-2020  
Place:- New Delhi



  
Gyanendro Ningombam  
(President)

  
Tapan Das  
(Treasurer)

  
Rajinder Singh  
(Secretary General)

  
Firoz Ansari  
(Chairman, Finance and Audit Committee)

**HOCKEY INDIA**  
**B1/E14, GROUND FLOOR, MOHAN COOPERATIVE INDUSTRIAL ESTATE NEW DELHI - 110044**

**INCOME & EXPENDITURE ACCOUNT AS ON 31.03.2020**

	Schedule	ASAT 31.03.2020 (Rs.)	ASAT 31.03.2019 (Rs.)
<b>INCOME</b>			
Income	10	47,79,56,409	1,00,92,48,139
Closing Stock	5	23,37,615	42,35,512
<b>TOTAL</b>		<b>48,02,94,024</b>	<b>1,01,34,83,651</b>
<b>EXPENDITURE</b>			
Opening Stock		42,35,512	79,26,550
Tournament & Hockey Promotion		39,71,46,923	87,96,69,342
Administrative & other expenses	11	7,55,08,428	8,57,80,973
Depreciation	4	18,79,871	20,89,511
<b>TOTAL</b>		<b>47,87,70,734</b>	<b>97,54,66,376</b>
Excess of Income over Expenditure		15,23,290	3,80,17,275
Add: Provision for Deferred Tax		1,95,831	3,09,537
Less: Provision for Income Tax		8,87,799	1,38,94,925
Less : Excess Income Tax written off		89,583	-
<b>Transferred to Reserves and Surplus</b>		<b>7,41,739</b>	<b>2,44,31,887</b>


**SIGNIFICANT ACCOUNTING POLICIES & NOTES TO ACCOUNTS**

12

SCHEDULES REFERRED ABOVE FORM AN  
 INTEGRAL PART OF THE INCOME & EXPENDITURE ACCOUNT


As per our Audit Report on Even date  
 For MSA & Associates  
 Chartered Accountants  
 FRN : 009717N

CA. Sanjay Bhandari  
 Partner  
 M No : 087847  
 Date:- 05-09-2020  
 Place:- New Delhi



  
**Gyanendro Ningombam**  
 (President)

  
**Rajinder Singh**  
 (Secretary General)

  
**Tapan Das**  
 (Treasurer)

  
**Firoz Ansari**  
 (Chairman, Finance and  
 Audit Committee)

Schedule Forming parts of Balance Sheet and Income & Expenditure Account as on  
31.03.2020

ASAT  
31.03.2020  
(Rs.)

ASAT  
31.03.2019  
(Rs.)

**SCHEDULE - 1**  
**RESERVES & SURPLUS**

Opening Balance	20,74,39,273	18,30,07,386
Excess of Income over Expenditure during the year	7,41,739	2,44,31,887
<b>Total</b>	<b>20,81,81,012</b>	<b>20,74,39,273</b>

**SCHEDULE - 2**  
**LONG TERM PROVISIONS**

Provision for Gratuity	33,28,131	25,84,179
Provision for Leave Encashment	7,05,414	5,11,464
<b>Total</b>	<b>40,33,545</b>	<b>30,95,643</b>

**SCHEDULE - 3**  
**CURRENT LIABILITIES & PROVISIONS**

**Current Liabilities**

Creditors for expenses	3,75,63,706	2,87,59,843
------------------------	-------------	-------------

**Statutory Liabilities**

TDS - Payable	32,01,877	21,72,095
GST Payable	40,270	54,946

**Provisions**

Gratuity	6,69,031	5,10,069
Leave Encashment	3,26,818	2,21,881
Provision for Income Tax	8,87,799	1,38,94,925

**Other Current Liabilities**

Advances Received	25,98,76,389	14,79,10,699
Payable to Members & Others	27,600	5,000

**Total** **30,25,93,490** **19,35,29,458**

**SCHEDULE - 5**  
**INVENTORY**

Consumables & Sports equipments (as certified by management)	23,37,615	42,35,512
---	-----------	-----------

**Total** **23,37,615** **42,35,512**

**SCHEDULE - 6**  
**SUNDRY DEBTORS**

Debts exceeding six months	8,04,17,771	10,54,17,971
Other Debts	11,09,520	88,06,618

**Total** **8,15,27,291** **11,42,24,589**

**SCHEDULE - 7**  
**CASH & BANK BALANCES**

Cash in hand	78,029	33,378
Bank Balances	3,16,42,677	89,91,792
HDFC Gratuity Fund A/c	33,31,787	27,90,395
FDR with bank	26,60,00,000	17,00,00,000
Interest Accrued on FDR	9,95,281	5,46,299

**Total** **30,20,47,774** **18,23,61,864**



Handwritten signatures and initials in blue ink at the bottom of the page.

**SCHEDULE - 8****LOANS & ADVANCES**

Advance For Hosting World Cup 2023	5,48,66,000	
Prepaid Expenses	9,92,681	22,25,899
Other Advances	8,55,866	47,35,705
<b>Total</b>	<b>5,67,14,547</b>	<b>69,61,604</b>

**SCHEDULE - 9****OTHER CURRENT ASSETS****(Amounts recoverable in cash or kind)**


Sport Authority of India	32,19,863	81,26,357
HRDS	13,36,251	-
Indian Olympic Association	7,00,000	5,24,997
Security Deposit	8,58,000	8,58,000
Deposit with Government Authorities	4,99,38,655	6,91,23,798
<b>Total</b>	<b>5,60,52,769</b>	<b>7,86,33,152</b>

**SCHEDULE - 10****INCOME**

Sponsorship	37,87,71,500	90,02,40,932
Grant Received	7,12,36,078	5,79,17,630
Sale Of Ticket	68,46,000	3,59,78,400
Other Income	2,11,02,831	1,51,11,177
<b>Total</b>	<b>47,79,56,409</b>	<b>1,00,92,48,139</b>

**SCHEDULE - 11****ADMINISTRATIVE & OTHER EXPENSES**

Establishment expenses	2,29,78,268	2,14,07,217
AGM and Committee expenses	6,99,000	5,91,621
Conveyance	2,82,066	2,55,909
Donation	52,00,000	-
Computer Software & Maintenance	1,14,412	57,258
News Paper And Periodicals	45,211	47,424
Rent	60,74,640	66,89,603
Office Maintenance	1,34,349	9,74,029
Printing, Stationery & Courier	26,81,638	56,40,357
Legal & Professional	3,50,01,054	4,73,22,730
Repair & Maintenance	34,359	2,73,114
Telephone & Internet	3,41,060	5,08,162
Electricity expenses	8,84,961	10,73,258
Audit Fees	4,65,000	3,50,000
Bank Charges & Interest	5,72,410	2,54,897
Rates, Taxes and Fees	-	3,35,394
<b>Total</b>	<b>7,55,08,428</b>	<b>8,57,80,973</b>



*M. Hanif* *K. Singh* *Arora*

HOCKEY INDIA  
B1/E14, GROUND FLOOR, MOHAN COOPERATIVE INDUSTRIAL ESTATE NEW DELHI - 110044

Detail of Fixed Assets as on 31.03.2020

Schedule - 4

(Amt in Rs.)

PARTICULARS	RATE	W.D.V. AS ON 01.04.2019	ADDITION UPTO 01.10.2019	ADDITION AFTER 01.10.2019	SALE / ADJUSTMENT	VALUE AS ON 31.03.2020	DEPRECIATION FOR THE YEAR	NET BLOCK AS ON 31.03.2020
Computers	40%	1,77,480	11,966	37,600	-	2,27,046	83,298	1,43,748
Sports Equipments	15%	2,65,722	-	-	-	2,65,722	39,858	2,25,864
Office Equipments	15%	32,65,595	11,200	16,990	-	32,93,785	4,92,793	28,00,992
Furniture & Fittings	10%	1,25,65,517	60,733	25,948	-	1,26,52,198	12,63,922	1,13,88,276
<b>Total</b>		<b>1,62,74,314</b>	<b>83,899</b>	<b>80,538</b>	<b>-</b>	<b>1,64,38,751</b>	<b>18,79,871</b>	<b>1,45,58,880</b>

Previous Year Figures		13,28,468	1,68,47,425	1,87,931	-	1,83,63,824	20,89,511	1,62,74,313
-----------------------	--	-----------	-------------	----------	---	-------------	-----------	-------------

